

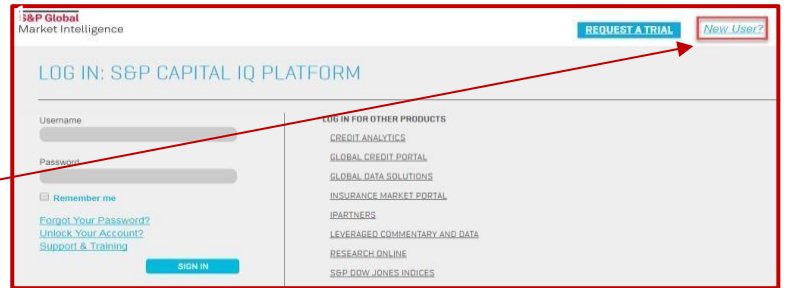
S&P Capital IQ Academic Platform Self-Registration

Monfort College of Business

Steps:

1: Access the platform

Go to Capital IQ (www.capitaliq.com). Once you open that link, Click on **"New User?"** in the top right corner.



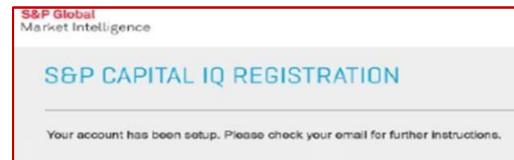
2: Submit your email

Enter your @bears.unco.edu or @unco.edu email address, then click **"Submit."**



3: Check your email

You will be directed to a page that tells you to check your email to continue setting up your account.



4: Reset your password

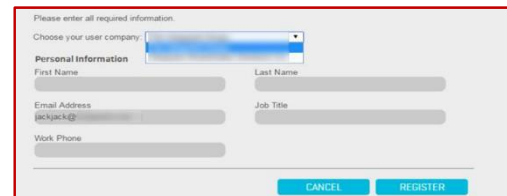
You will receive an email with the headline **"S&P Capital IQ Access Information."**

In the e-mail, click the link **"Reset your password."**



5: Update personal info

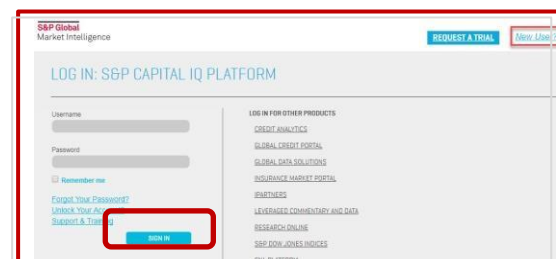
Once you reset your password, you will be prompted to update your personal information. When finished, click **"Register."**



6: Self-identification

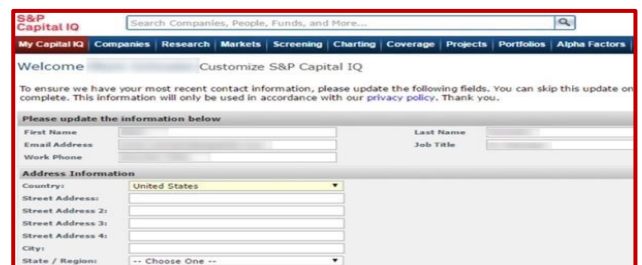
To complete the registration process, you can use the same link to the S&P Capital IQ platform that you used earlier to log in (Step 1) - only this time **enter your new credentials** instead of clicking on New User as earlier.

Enter your new User Name and Password and click on



You'll be taken to a self-identification page where you **enter your information** to customize your account.

SIGN-IN.



For site Tutorial videos, go to this link below

<https://tinyurl.com/Capital-IQ-tutorials>